

Virucidal Deodoriser Concentrated



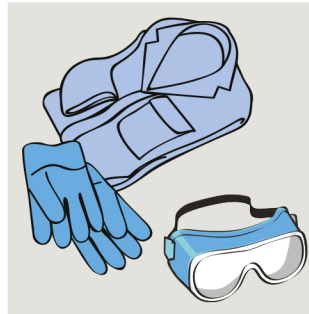
Product Usage Guide

PREMIUM


BA230-75



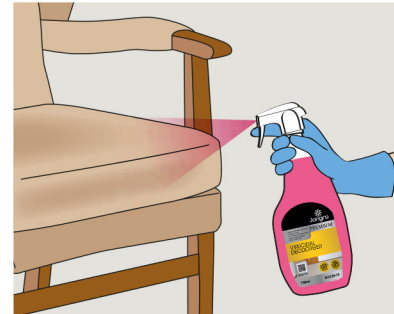
Spray Odour Removal




1 Use appropriate PPE as indicated in the Safety Data Sheet.



2 Place Safety Signs.



3 Spray affected areas with a fine mist.

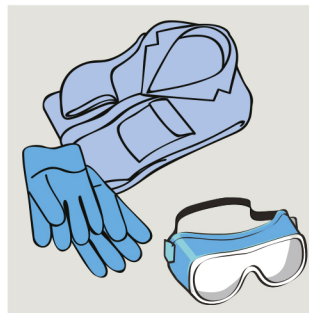


4 Allow to air dry.




5 Remove Safety Signs.

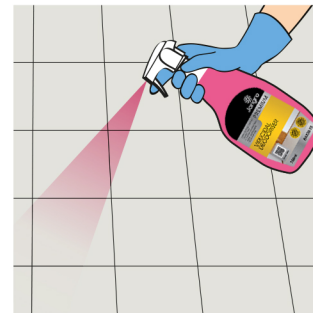
Floors & Work Surfaces



1 Use appropriate PPE as indicated in the Safety Data Sheet.




2 Place Safety Signs.



3 Spray affected areas with a fine mist.



4 Mop/wipe surface.



5 Allow to air dry.



6 Remove Safety Signs.

Health & Safety

Please refer to relevant COSHH Safety Data Sheet



Scan for further product details



Avoid contact with polished wood. Treatment of sheer fabrics should be complete and in the fine mist form only to avoid water marking.

www.jangro.net